





Sunday	Monday	Tuesday	Wednesday	Thursday	Friday	Saturday
			<b>1</b> How many colors of apples can you find at the grocery store? Buy some. (Colors/Math)	<b>2</b> Have an apple tasting party to see which kind is your favorite. (Foods)	<b>3</b> Cut an apple crossways to find the "star." (Science)	<b>4</b> Make apple prints. (Art)
<b>5</b> Sort "apples"-use red, yellow, and green pom-poms. (Math)	<b>6</b> Go to the library and read books about how apples grow and what you can make with apples. (Literacy)	<b>7</b> Make applesauce by steaming apples in the microwave. Let your child help with a safe knife. (Cooking)	<b>8</b> 	<b>9</b> Go on a touch walk outside. Look for things: bumpy, smooth, rough, and squishy. (Sensory)	<b>10</b> Play an opposites game. You say a word and your child says the opposite - switch roles. (Opposites/Language)	<b>11</b> Make a letter book with pictures of things that start with the letter of their name. (Phonemics)
<b>12</b> Have your child screw and unscrew covers of clean spice containers. (Fine motor)	<b>13</b> Have your child try to walk and act like different kinds of animals. (Large Motor)	<b>14</b> Make a train for stuffed animals out of shoe boxes. (Dramatic Play)	<b>15</b> Water play - put water in a rubbermaid container. Explore full/empty and more/less with different sizes of containers. (Science)	<b>16</b> Go to the library and read the book <i>We're Going on a Leaf Hunt</i> by Steve Metzger. (Literacy)	<b>17</b> Go on a leaf hunt and look for different colors and kinds of leaves. (Nature/Large Motor)	<b>18</b> Sort, graph, and count the leaves you found. (Math)
<b>19</b> Let your child paint a leaf then press it onto paper to make a leaf print. (Art)	<b>20</b> Sing "All the Leaves are Falling Down." (Music)	<b>21</b> Help a neighbor rake leaves. (Social/Large Motor)	<b>22</b> 	<b>23</b> Write a letter and mail it to someone. (Writing)	<b>24</b> Do a floor puzzle with your child. (Cognitive/ Problem Solving)	<b>25</b> Make a cereal pattern necklace with 2 or 3 kinds of cereal. (Math/ Fine Motor)
<b>26</b> Have your child look in the mirror and then draw a self portrait. (Art/Self-Awareness)	<b>27</b> Look for patterns on bottoms of shoes, shirts, and blankets. (Math)	<b>28</b> 	<b>29</b> Play a memory recall game. Put 4-5 items under a blanket and take 1-2 away. What is missing? (Memory Recall)	<b>30</b> Put items in order from smallest to largest. (buttons, blocks, etc.) (Seriating)		