






Children's Museum of Southern Minnesota

Preschool Age December 2011 Play-to-Learn Activities

Sunday	Monday	Tuesday	Wednesday	Thursday	Friday	Saturday
				1 Go to a nursery and look at a holly bush. (science)	2 	3 Sing the Christmas song "Twinkle Twinkle Christmas Star"
4 Use comfy materials to create a "comfy" spot and read a book or color a picture. (literacy & creativity)	5 Gather 5 red items and make a red collage. (sorting & art)	6 	7 Lip Stick Kisses—let kids put on old lipstick and kiss a piece of paper. (sensory)	8 Clap your hands and count to 20. (math)	9 Say the days of the week. (calendar skills)	10 Read your favorite book together. (literacy)
11 	12 Name 3 words that rhyme with the word tree. (literacy)	13 Practice writing your phone number. (math, literacy)	14 Make a bookmark. (fine motor, creativity)	15 Draw a circle, square, triangle, and rectangle. (fine motor)	16 Draw a picture of your favorite part of the holidays. (fine motor)	17 
18 Go to the grocery store and see how many vegetables you can name. (sorting, math)	19 Sing the ABC's. (music, literacy)	20 Make candy cane play dough. (fine motor)	21 Make a picture of things you see outside. How is the outside changing with the weather? (science)	22 Find 5 green things and make a picture. (sorting)	23 Tell your family you love them. (verbal skills & sharing feelings)	24 Take a picture of your family celebrating the holidays.
25 Merry Christmas	26 Draw thank you pictures for all of the wonderful presents you received. (writing skills)	27 	28 Practice cutting scrap paper. (fine-motor skills)	29 Go on a winter picnic. Do it just like you would in the spring or summer. (creativity)	30 Make a star wand using a toilet paper roll as the base and cut out star as the top. Use it while singing "Twinkle Twinkle..." (art)	31 Happy New Year 